

TEHNIČKI PODACI

Gorionik		HNGX 120 M1 3/4"	HNGX 120 M2 3/4"	HNGX 150 M1 3/4"-1"	HNGX 150 M2-M2P-MMD 3/4"-1"
Kapacitet	min.–max. [kW]	75 – 120	35 – 120	85 – 150	40 – 150
Gorivo*		zemni gas	zemni gas	zemni gas	zemni gas
Kategorija		I _{2H}	I _{2H}	I _{2H}	I _{2H}
Protok gasa	min.–max. [Stm ³ /h]	8 – 12,7	3,7 – 12,7	9 – 16	4,2 – 16
Pritisak gasa	min.–max. [mbar]	***	***	***	***
Električni priključak		230V 1N ~ 50Hz	230V 1N ~ 50Hz	230V 1N ~ 50Hz	230V 1N ~ 50Hz
Ukupna potrošnja energije	[kW]	0,48	0,48	0,48	0,48
Motor ventilatora	[kW]	0,18	0,18	0,18	0,18
Zaštita		IP40	IP40	IP40	IP40
Masa	[kg]	20	20	20	20
Dimenzija gasne rampe		3/4"	3/4"	3/4" - 1"	3/4" - 1"
Gasni priključak		Rp 3/4	Rp 3/4	Rp 3/4 - Rp 1	Rp 3/4 - Rp 1
Regulacija		jednostepena	dvostepena	jednostepena	dvostepena/ klizno-dvostepena/ modulisana

U skladu sa gasnom direktivom 90/396/EEZ.

Svi gasni protoci (Stm³/h) su dati prema standardnim uslovima: 1013 mbar, 15°C.

* zemni gas G20: H_g=34 MJ/Stm³ (9,44 kWh/Stm³)

*** minimalni pritisak gasa: pogledajte krivu pada pritiska na gasnoj rampi

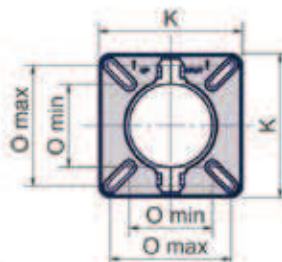
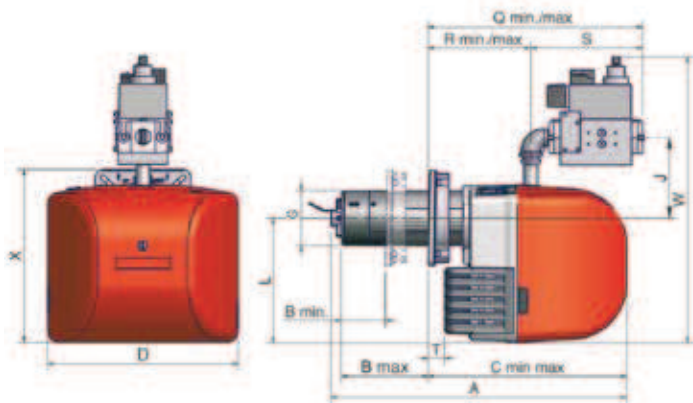
maksimalni pritisak gasa: 100 mbar sa Krom-Schroeder gasnom rampom

360 mbar sa Dungs MBDLE/MBC gasnom rampom

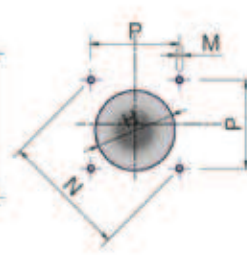
Za konfiguraciju gasne rampe pogledajte strane 78-79.

Tip	Dimenzije pakovanja* (mm)			
	dužina	širina	visina	kg
HNGX 120 BS	600	370	400	24
HNGX 120 BL	750	370	400	25
HNGX 150 BS	600	370	400	24
HNGX 150 BL	750	370 </td <td>400</td> <td>25</td>	400	25

* Približne vrednosti



Prirubnica gorionika



Otvori na kotlovskim vratima

Tip	Model	Dimenzije (mm)											Otvori na kotlu (mm)				Prirubnica gorionika (mm)				
		A	B	D	G	J	L	Q	S	T	W	X	H	M	N	P	O	K			
			min	max				min	max							min			max		
HNGX 120	M1-M2 3/4" BS	560	85	170	374	∅108	161	245	382	467	180	32	537	340	128	M8	188	133	109	158	188
HNGX 120	M1-M2 3/4" BL	660	85	270	374	∅108	161	245	382	567	180	32	537	340	128	M8	188	133	109	158	188
HNGX 150	M* 3/4" BS	560	85	170	374	∅108	161	245	382	467	180	32	537	340	128	M8	188	133	109	158	188
HNGX 150	M* 3/4" BL	660	85	270	374	∅108	161	245	382	567	180	32	537	340	128	M8	188	133	109	158	188
HNGX 150	M* 1" BS	560	85	170	374	∅114	161	245	382	467	180	32	537	340	134	M8	188	133	109	158	188
HNGX 150	M* 1" BL	660	85	270	374	∅114	161	245	382	567	180	32	537	340	134	M8	188	133	109	158	188

* 1, 2, 2P i MD

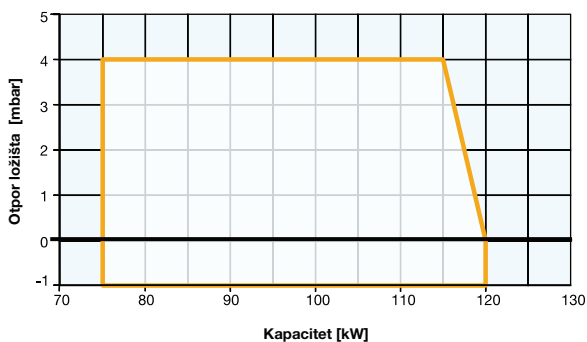


HNGX serija

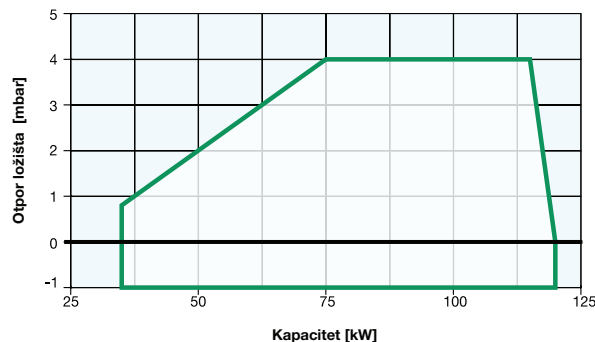
gas

DIJAGRAMI RADNOG POLJA GORIONIKA

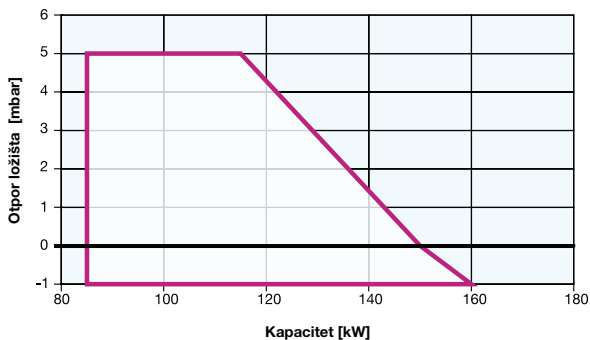
HNGX 120 M1 3/4"



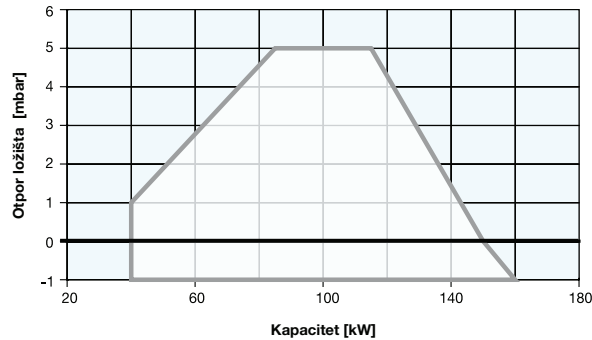
HNGX 120 M2 3/4"



HNGX 150 M1 3/4"-1"

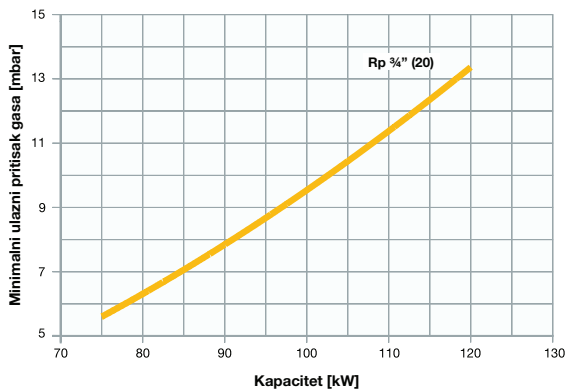


HNGX 150 M2-M2P-MMD 3/4"-1"

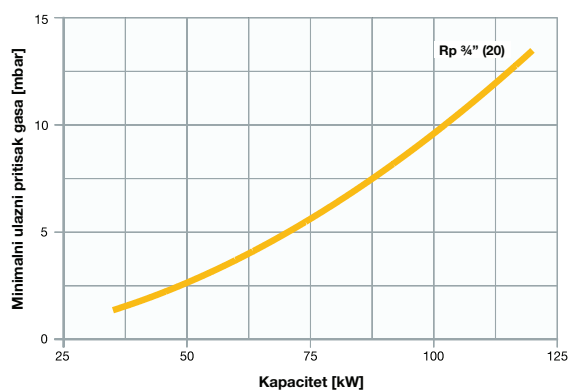


DIJAGRAMI PADA PRITISKA NA GASNOJ RAMPI

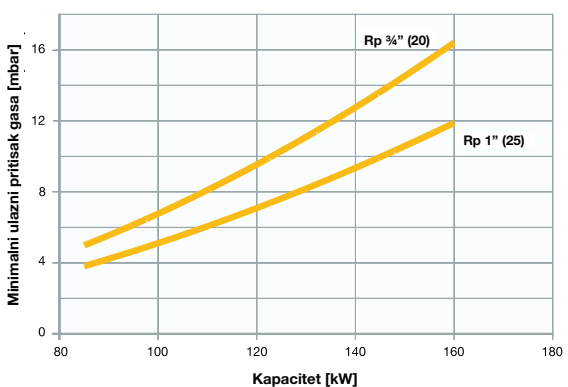
HNGX 120 M1 3/4"



HNGX 120 M2 3/4"



HNGX 150 M1 3/4"-1"



HNGX 150 M2-M2P-MMD 3/4"-1"

